

NEW District Dashboard

The dashboard features a top navigation bar with links for Home, Student Center, Reports, Training, Admin List, and Support. A 'Quick Links' section is highlighted with a red box and an arrow pointing to it from a text box that reads: "Quick Links creates shortcuts to allow you to organize and access any link easily from the dashboard." This section contains a grid of links for School Performance, School Usage, School Diagnostic, District Performance, District Usage, and District Diagnostic, each with a filter icon (EG or LO).

On the left, a 'Total Questions Answered' widget shows a value of 4,516,915 with a line graph. Below it, a 'Training Reports' widget is highlighted with a red box and an arrow pointing to a text box: "Toggle between the most or least completed campuses with teacher trainings. This is perfect for tracking PD hours." Below this is a 'Go to Trainings' link and a 'My Documents' section.

The main content area is divided into three columns. The first column has a 'School Usage Report' widget with a 'Total Questions Answered (by School)' widget highlighted in red. An arrow points from this widget to a text box: "Shows the Top 10 Schools in your district based on the number of questions answered during the current school year. Can filter by grade level, subject, and schools." The second column has an 'Education Galaxy Liftoff' widget with a 'Top 5 Performance Comparison' widget highlighted in red. An arrow points from this widget to a text box: "Shows the top schools based on grade level mastery. Can filter by grade level, subject, and schools." The third column has a 'View as Student' widget with a 'Select a Grade' dropdown and a 'View' button. Below this is an 'Impersonate User' widget highlighted in red, with an arrow pointing to a text box: "Impersonate administrators to view their campus information."

On the right, a 'Messages from the GALAXY' section features a 'Summer 2021 Guide' announcement for April 30th, 2021, with a 'Click Here to Download' button and a '2021 SUMMER GUIDE' image. Below the message is a 'show less' link. At the bottom right, there is a notification for 'EdGal Certified-Middle School' dated April 23rd, 2021.



Training Reports

- Galaxy Elementary School
Teachers Enrolled: 110
Started Training: 74
- Rocket Elementary School
Teachers Enrolled: 71
Started Training: 43
- Alien Elementary School
Teachers Enrolled: 95
Started Training: 53
- Space Middle School
Teachers Enrolled: 100
Started Training: 73
- Stellar Elementary School
Teachers Enrolled: 44
Started Training: 13

[Go to Trainings](#)

My Documents

Quick Links

- [EG School Performance](#)
- [EG School Usage](#)
- [EG School Diagnostic](#)
- [EG District Performance](#)
- [EG District Usage](#)
- [EG District Diagnostic](#)
- [LO District Performance](#)
- [LO District Usage](#)
- [LO District Diagnostic](#)

School Usage Report

Total Questions Answered
(by School)

Space Elementary School
561,750

Galaxy Elementary School
472,375

Alien Elementary School
417,296

Rocket Middle School
415,727

Stellar Elementary School

Education Galaxy | **Liftoff**

Top 5 Performance Comparison

Grade 4

Galaxy Elementary School

Subject(s)	Correct/Total	%
Math	47,653/66,257	71.92%
Language Arts	3,948/4,802	82.22%
Reading	17,473/25,459	68.63%
Social Studies	2,401/3,392	70.78%
Science	6,451/8,715	74.02%

Space Elementary School

Subject(s)	Correct/Total	%
Math	56,443/77,187	73.13%
Language Arts	13,827/18,198	75.98%

View as Student

Select a Grade ▾

[View](#)

Impersonate User

Dewey Finn
Administrator
Alien Elementary School

Valerie Frizzle
Administrator
Galaxy Elementary School

Messages from the GALAXY

Summer 2021 Guide

April 30th, 2021

Be sure to check out our Summer 2021 Guide! It has best tips on how to prepare for the end of the school year with reports and how to keep students learning and engaged over the summer with Education Galaxy and a Summer Galaxy Star Challenge!




[show less](#)

EdGal Certified-Middle School

April 23rd, 2021
Join the EdGal teacher community on


EDUCATION GALAXY REPORTS

 **SCHOOL**

- > Performance
- > Usage
- > Diagnostic

 **DISTRICT**

- > Performance
- > Usage
- > Diagnostic


 **COMPARISON**

- > Performance
- > Usage
- > Diagnostic

18
**DIFFERENT
REPORTS**

**TO MONITOR
PROGRESS**


LIFTOFF REPORTS

 **SCHOOL**

- > Performance
- > Usage
- > Diagnostic

 **DISTRICT**

- > Performance
- > Usage
- > Diagnostic

 **COMPARISON**

- > Performance
- > Usage
- > Diagnostic

SCHOOL - PERFORMANCE

School:

Alien Elementary School

Grade:

4

Start Date:

7/1/2020

End Date:

6/30/2021

Show Report

Export Data

Generate PDF

This report is unique for each state's standards

Subject	Total Questions Answered Correct	Total Questions Answered	% Correct
Science	1783	2971	60 %
Reading	14591	26552	55 %
Writing	3484	5403	64 %
Math	7559	12963	58 %

Standard ID	Topic	Total Correct	Total Answered	% Correct
4.10(A)	Author's Purpose (Info)	598	1093	55 %
4.10(A)	Author's Purpose (Lit)	646	1497	43 %
4.3(A)	Dictionaries and Glossaries	1146	1874	61 %
4.8(A)	Determining Theme	500		
4.9(A)	Folktales and Fairy tales	128		
4.3(B)	Context Clues	1059		
4.6(B)	Generate Questions	810		
4.8(B)	Characters	936		
4.9(B)	Figurative Language in Poetry	142		
4.3(C)	Roots and Affixes	565		
4.6(C)	Predictions	646		
4.8(C)	Plot	491		

Filter by each school and grade level to show performance for each content area and specific state standards for that content topic

DISTRICT - PERFORMANCE

Grade:

Show Report

Export Data

Generate PDF

This report is unique for each state's standards

Subject	Total Questions Answered Correct	Total Questions Answered	% Correct
Math	163708	254123	64 %
Language Arts	80012	108580	74 %
Reading	70037	104912	67 %
Social Studies	45905	65075	71 %
Science	75785	102167	74 %

- Math
- Language Arts
- Reading
- Social Studies
- Science

Standard ID	Topic	Total Correct	Total Answered	% Correct
MGSE5.G.1 , MGSE5.G.2	Coordinate System	15544	19664	79 %
MGSE5.G.3 , MGSE5.G.4	Two-Dimensional Figures	6345	12877	49 %
MGSE5.MD.1	Converting Measurement Units			
MGSE5.MD.2	Line Plots			
MGSE5.MD.3 , MGSE5.MD.4 , MGSE5.MD.5	Volume			
MGSE5.OA.1 , MGSE5.OA.2	Numerical Expressions			
MGSE5.OA.3	Numerical Patterns			
MGSE5.NF.1	Add and Subtract Fractions			
MGSE5.NF.2	Fraction Word Problems			
MGSE5.NF.3	Interpret Fractions			

Filter by grade level to show performance for each content area and specific state standards for the whole district

COMPARISON - SCHOOL PERFORMANCE

Grade: Subject: Start Date: End Date:

Show entries

Search:

School	Total Questions Answered Correct	Total Questions Answered	% Correct	Rank
Galaxy Elementary School	7412	10051	74%	1
Alien Elementary School	44951	61751	73%	2
Space Elementary School	47636	66227	72%	3
Earth Elementary School	8094	11297	72%	3
Universe Elementary School	25624	37328	69%	4
Galactic Elementary School	6177	5145	69%	4
Star Elementary School	3589	5453	66%	5
Astronaut Elementary School	2631	4057	65%	6
Planet Elementary School	14162	22038	64%	7
Moon Elementary School	16177	25111	64%	7
Spaceship Elementary School	5857	9311	63%	8
Rocket Elementary School	7521	12311	61%	9
Cosmic Elementary School	6097	9911	61%	9
Satellite Elementary School	12774	21111	61%	9
Comet Elementary School	1606	2811	57%	10
Meteor Elementary School	21949	39111	56%	11
Orbit Elementary School	14214	25111	57%	11

Filter by grade level and subject to show performance for each school with total questions answered correctly and percentage correct with ranking

SCHOOL - USAGE REPORT

School:

Alien Elementary

Start Date:

7/1/2020

End Date:

6/30/2021

Show Report

Export Data

Generate PDF

Grade	Hours Used	StudyPlan	Assignments	Diagnostic	Skills Practice	Liftoff	Total Count
Grade K	00d:11h:09m	1094	24	88	96	0	1214
Grade 1	06d:22h:04m	1499	384	261	222	10777	12498
Grade 2	16d:12h:26m	864	77	251	15	29468	30598
Grade 3	113d:12h:36m	37439	1831	3227	1168	109164	152829
Grade 4	60d:21h:02m	60255	2977	7788	0		
Grade 5	100d:13h:11m	95261	3843	10833	32		

Filter by school to view usage across for each grade level by hours used and questions answered in each part of the program

DISTRICT - USAGE REPORT

Start Date:

7/1/2020



End Date:

6/30/2021



Show Report

Export Data

Generate PDF

Grade	Hours Used	StudyPlan	Assignments	Diagnostic	Skills Practice	Liftoff	Total Count
Grade K	17d:20h:09m	36719	24	1459	1707	1714	41599
Grade 1	138d:17h:16m	217446	574	4319	5903	30316	258558
Grade 2	198d:20h:18m	113057	25245	21945	7885	146513	314645
Grade 3	645d:18h:22m	407451	61702	76463	43228	263213	852057
Grade 4	686d:18h:39m	441023	122670	75286	21057		
Grade 5	766d:00h:13m	456998	122086	62047	22405		

View usage across the entire district for each grade level by hours used and questions answered in each part of the program

COMPARISON - SCHOOL USAGE

Grade

Subject

Start Date

End Date

Search

Export

Generate PDF

Show 50 entries

Search:

School	Hours Used	Study Plan	Assignment	Diagnostic	SkillPractice	Liftoff	Total
Galaxy Elementary School	101d:20h:22m	102893	15366	18896	27017	7483	171655
Alien Elementary School	290d:16h:55m	184110	86417	50771	76809	17682	415789
Space Elementary School	44d:19h:14m	16676	17847	12851	11297	2567	61238
Earth Elementary School	154d:22h:00m	159135	36587	11905	41016	5941	248643
Universe Elementary School	210d:09h:21m	154897	59565	56521	69258	7483	340243
Galactic Elementary School	92d:01h:47m	88795	24369	12465	24126	1768	149755
Star Elementary School	45d:03h:04m	72658	265	4510	13304	2603	90737
Astronaut Elementary School	57d:12h:31m	21476	21486	294			
Planet Elementary School	259d:12h:30m	223054	55581	880			
Moon Elementary School	151d:23h:33m	169068	22070	47			
Spaceship Elementary School	89d:07h:41m	43782	19348	278			
Rocket Elementary School	316d:01h:45m	175642	76214	404			
Cosmic Elementary School	214d:10h:07m	113287	82815	230			
Satellite Elementary School	480d:19h:53m	233991	153105	765			
Comet Elementary School	268d:07h:52m	141258	112376	232			

Option to filter by grade level and subject to show usage for each school by hours used and questions answered in each part of the program

SCHOOL DIAGNOSTIC REPORT

School: Choose Grade: Subject: Start Date: End Date:

This report is unique for each state's standards

Standard ID	Standard Name	Pre-Test Score	Post-Test Score	Growth
5.3.B	● Multiplying Whole Numbers	58 %	66 %	+8 %
5.2.A	● Place Value	57 %	73 %	+16 %
5.4.EF	● Numerical Expressions	55 %	66 %	+11 %
5.3.C	● Dividing Whole Numbers	54 %	58 %	+4 %
5.3.I	● Multiplying Fractions	52 %	59 %	+7 %
5.4.B	● Multi-Step Problems	52 %	62 %	+10 %
5.2.B	● Compare and Order Decimals	51 %	62 %	+11 %
5.2.C	● Rounding Decimals	49 %	57 %	+8 %
5.3.FG	● Dividing Decimals	48 %	65 %	+17 %
5.3.H	● Add and Subtract Fractions	47 %	58 %	+11 %
5.10.ABCDEF	● Understanding Finance	46 %	69 %	+22 %
5.3.A	● Estimate Solutions	43 %		
5.6.B 5.4.G	● Volume	42 %		
5.4.A	● Prime and Composite Numbers	41 %		
5.7.A	● Measurement Problems	39 %		
5.3.K	● Add and Subtract Rational Numbers	37 %		
5.3.DE	● Multiplying Decimals	35 %		
5.3.JL	● Dividing Fractions	35 %		
5.4.CD	● Numerical Patterns	34 %		
5.5.A	● Two-Dimensional Figures	32 %		

Filter by grade level and subject to show the district average performance on each standard from the pre-test, post-test and the growth for each standard

DISTRICT DIAGNOSTIC REPORT

Choose Grade: Subject: Start Date: End Date:

This report is unique for each state's standards

Standard ID	Standard Name	Total Correct	Total Answered	% Correct
ELAGSE5RI4	● Word Meanings	793	1002	79 %
ELAGSE5L4a	● Words in Context	879	1127	78 %
ELAGSE5RL1	● Drawing Inferences in Literature	889	1224	73 %
ELAGSE5RL3	● Compare Characters, Settings, and Events	678	948	72 %
ELAGSE5RL5	● Stories	795	1129	70 %
ELAGSE5RI5	● Text Structure	702	1088	65 %
ELAGSE5L4c	● Reference Materials	462	717	64 %
ELAGSE5L4b	● Roots and Affixes	666	1043	64 %
ELAGSE5RL2	● Determining Theme	734	1167	63 %
ELAGSE5RI1	● Drawing Inferences in Informational Text	700	1147	61 %
ELAGSE5RI3	● Explaining Relationships	610	1012	60 %
ELAGSE5RL7	● Visual and Multimedia Elements	603	1020	59 %
ELAGSE5RI8	● Author's Reasons and Evidence	614	1093	56 %
ELAGSE5RI7	● Locating Information	598	1085	55 %
ELAGSE5RL9	● Compare and Contrast Stories	597	1085	
ELAGSE5RL5	● Drama	491	920	
ELAGSE5RI6	● Point of View	576	1093	
ELAGSE5RL6	● Narrator's Point of View	587	1278	
ELAGSE5RL5	● Poetry	473	1051	
ELAGSE5RL4	● Word Meaning in Texts	391	947	
ELAGSE5RI9	● Compare Texts (Informational)	436	1188	
ELAGSE5RI2	● Main Idea and Key Details	409	1151	

Filter by grade level and subject to show performance for each standard for the whole district on the pre-test and post-test

COMPARISON - SCHOOL DIAGNOSTIC

Grade: Subject: Diagnostic Type: Start Date: End Date:

Show entries

Search:

School	Total Students	Students Completed Diagnostic	Percent Complete	Rank
Stellar Elementary School	116	89	77%	1
Alien Elementary School	108	37	34%	2
Space Elementary School	140	38	27%	3
Galaxy Elementary School	102	21	21%	4
Rocket Elementary School	156	20	13%	5
Spaceship Elementary School	137	16	12%	6
Satellite Elementary School	140	15		
Orbit Elementary School	154	16		
Comet Elementary School	159	14		
Star Elementary School	139	12		

Showing 1 to 10 of 13 entries

Filter by grade level, subject, and diagnostic test to show total students and percentage completed for each school